

INDESIGN TEMPLATE

HELP GUIDE

CHANGE TEXT:

Method 1 - Go to 'Type' menu then select your desired font or press Ctrl+t for active character panel and easily change character etc.

Method 2 - Just double click on the character and replace or edit your text.

CHANGE COLORS:

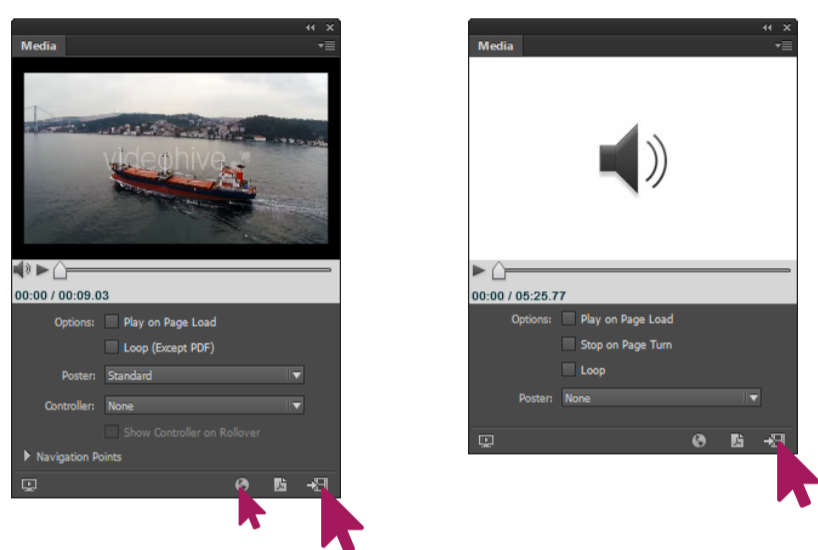
Go to Window>Color or Press F6 for activate color pallet & F5 for swatches. If you want to change Text or shape color select text OR shape then change your desirable color.

CHANGE IMAGE:

Select Image frame and press ctrl+D then chose your desirable photo or Drag & drop your image into the photo frame directly

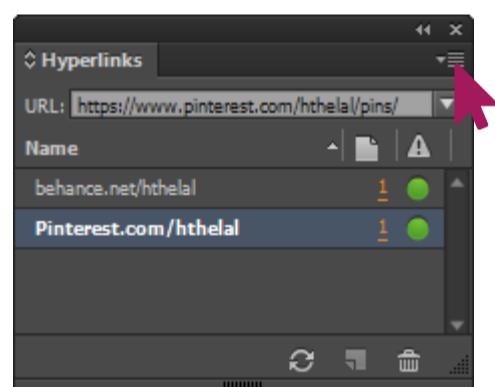
CHANGE AUDIO & VIDEO:

Go to Window>Interactive>Media. Click on the button "Place a video or audio file" (See picture) then select your desirable media file. If add video from URL click "Place a video form URL" then paste your video link.



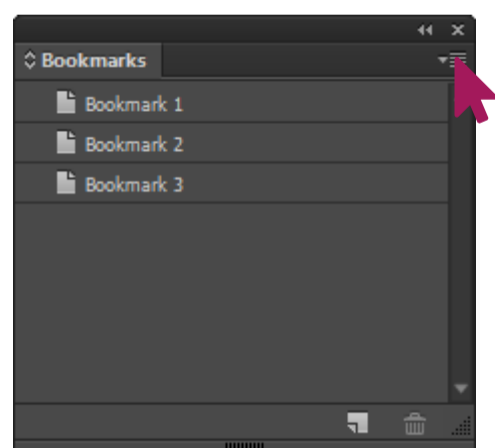
ADD HYPER LINK:

Go to Window>Interactive>Hyper-link. Click right upper corner "Option" (See picture) then paste your link. If edit existing hyper-link first select URL then go to "Option>Edit hyper-link" then edit your link.



ADD OR EDIT BOOKMARK:

Go to Window>Interactive>Bookmark. Click right upper corner "Option" (See picture) then create, rename or delete bookmark.



Please don't forget to rate

If you face any problem or want to hiring for freelance purpose just email me from my Graphicriver Homepage - <http://graphicriver.net/user/hthelal> .

Thank you.